

Your Name: _____

Section day and time: _____

T&AM 202 Prelim 2

Tuesday April 3, 2001

Draft April 4, 2001

3 problems, 100 points, and 90+ minutes.

Please follow these directions to ease grading and to maximize your score.

- a) No calculators, books or notes allowed. A blank page for tentative scrap work is provided at the back. Ask for extra scrap paper if you need it.
- b) Full credit if
- →free body diagrams← are drawn whenever force or moment balance is used;
 - correct vector notation is used, when appropriate;
 - ↑→ any dimensions, coordinates, variables and base vectors that you add are clearly defined;
 - ± all signs and directions are well defined with sketches and/or words;
 - | reasonable justification, enough to distinguish an informed answer from a guess, is given;
 - you clearly state any reasonable assumptions if a problem seems *poorly defined*;
 - work is I.) neat,
II.) clear, and
III.) well organized;
 - your answers are TIDILY REDUCED (Don't leave simplifiable algebraic expressions.);
 - your answers are boxed in; and
 - ≫ unless otherwise stated, you will get full credit for, instead of doing a calculation, presenting Matlab code that would generate the desired answer. To ease grading and save space, your Matlab code can use shortcut notation like " $\dot{\theta}_7 = 18$ " instead of, say, "`theta7dot = 18`".
- c) Substantial partial credit if your answer is in terms of well defined variables and you have not substituted in the numerical values. Substantial partial credit if you reduce the problem to a clearly defined set of equations to solve.

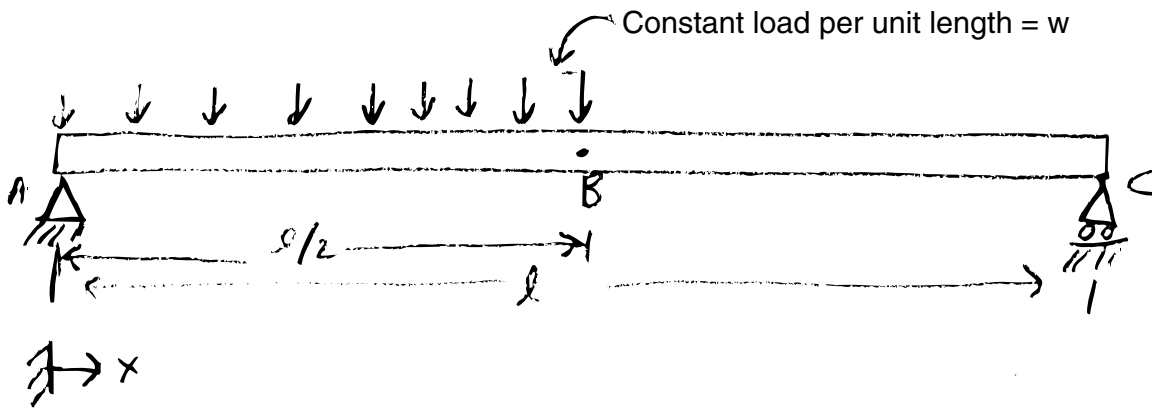
Problem 1: _____/_____

Problem 2: _____/_____

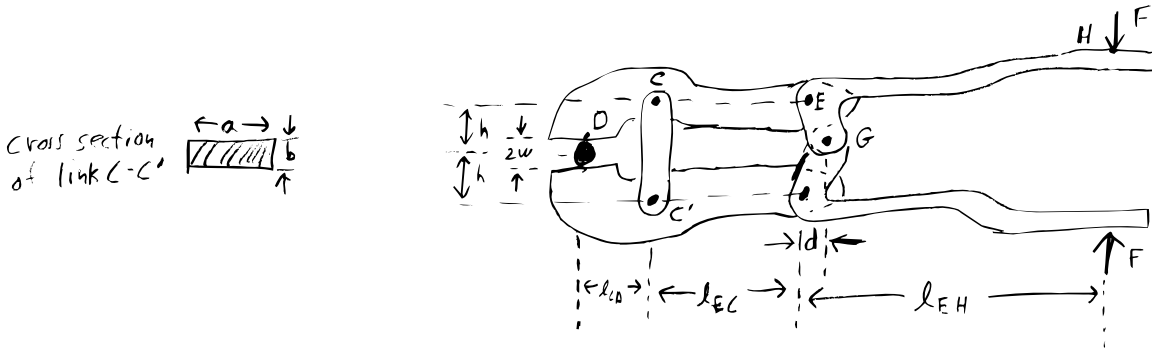
Problem 3: _____/_____

TOTAL: _____/100

1) (35 pt) Draw shear and bending moment diagrams of the beam shown. Clearly label the values of the heights of the curves at jumps, kinks and local maxima (if and where they exist).



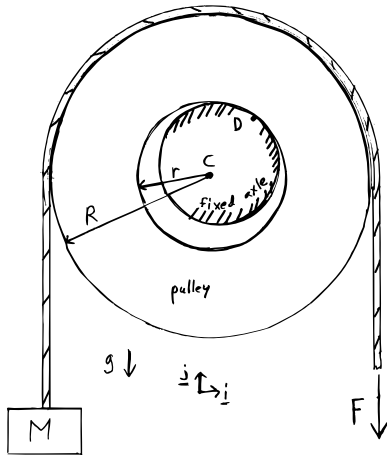
- 2) (35 pt) The pliers shown are made of five pieces modeled as rigid: HEG and its mirror image, DCE and its mirror image, and link CC'. You may assume that the geometry is symmetric about a horizontal line (the top is a mirror image of the bottom). The load F and dimensions shown are given.



- Find the force squeezing the piece at D, and
- The stress in piece CC'.
- What happens to the squeezing force if d is made smaller, approaching zero? (full credit for a coherently explained answer even if the work above is wrong). Why can't this work in practice?

- 3) (30 pt) A weight M is steadily raised by pulling with a force F on a rope going over a negligible-mass pulley on an unlubricated journal bearing (no ball bearings). For an ideal frictionless pulley $F = Mg$. Here we have a friction coefficient between the bearing and its axle which is $\mu = \tan \phi$. (25 pt if either part below is answered correctly, so you can jump to part (b) if you strongly prefer numbers.) *No Matlab code allowed in this problem.*

[Hint: Finding the location of the contact point D is probably part of your solution.]



a) Find F in terms of M, g, R, r and μ (or ϕ or $\sin \phi$ or $\cos \phi$ — whichever is most convenient. For example $\cos(\tan^{-1}(\mu))$ is just $\cos \phi$), and

b) Evaluate F in the special case that $M = 100 \text{ kg}$, $g = 10 \text{ m/s}^2$, $r = 1 \text{ cm}$, $R = 2 \text{ cm}$, and $\mu = \sqrt{3}/3$ (so $\phi = \pi/6$, $\sin \phi = 1/2$, $\cos \phi = \sqrt{3}/2$).